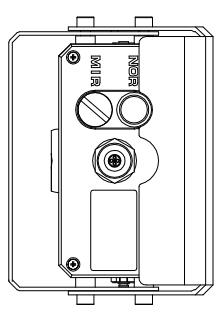
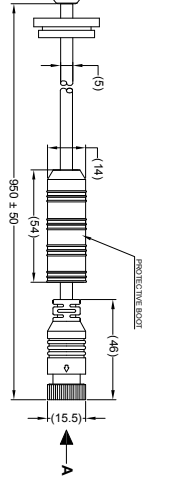
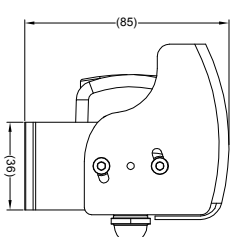
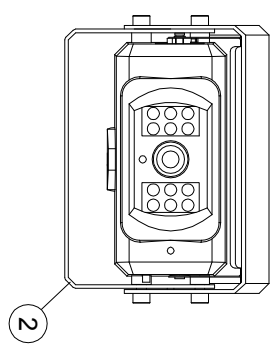
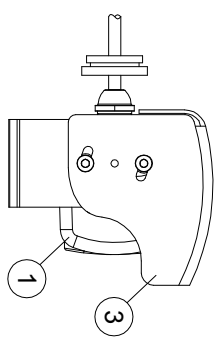
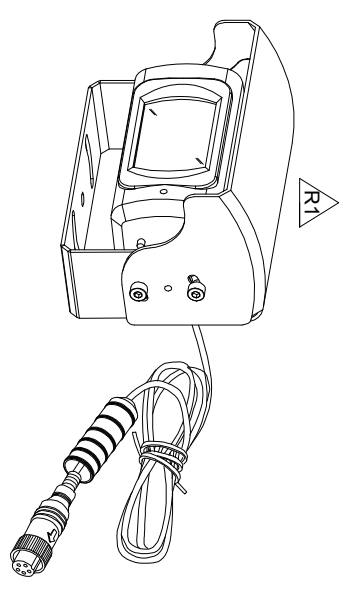
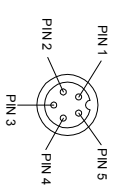


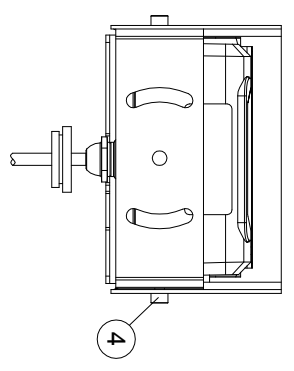
| ITEM | PART NO | QTY | MODEL/DESCRIPTION |
|------|---------|-----|---|
| 1 | (3677A) | 1 | VBV711CC CAMERA ONLY |
| 2 | (3689) | 1 | VBV71XC-BKT CAMERA BRACKET |
| 3 | (3692) | 1 | VBV71XC-BS CAMERA BRACKET (NOT SHOWN) |
| 4 | (3693) | 1 | VBV71XC-BS CAMERA BRACKET (NOT SHOWN) |
| 5 | (3680A) | 1 | VBV71XC-IG INSTALLATION GUIDE (NOT SHOWN) |



VIEW A



| PIN # | WIRE COLOR | DESCRIPTION |
|-------|------------|----------------|
| 1 | RED | +12VDC |
| 2 | PINK | SPARKER SIGNAL |
| 3 | WHITE | AUDIO |
| 4 | YELLOW | VIDEO |
| 5 | BROWN | GN |



- NOTES:
1. REFER TO PRODUCT SPECIFICATION FOR PRODUCT SPECIFICATIONS.
 2. REFER TO COMPONENT DRAWINGS FOR COMPONENT DETAILS.
 3. FOR GIFTBOX LABEL REFER TO LATEST REVISION OF DRAWING BE-002499-XX-13.
 4. FOR GIFTBOX SERIAL NUMBER LABEL REFER TO LATEST REVISION OF DRAWING BE-001323-XX-10.
 5. PURCHASE ORDER TO DEFINE PACKAGING VARIANT.
 6. REFER TO LATEST REVISION OF DRAWING BE-001983-XX-12 FOR PACKAGING DETAIL.
 7. CONNECTOR A IS BROWN.

PROPRIETARY NOTICE
 THIS DESIGN AND TECHNICAL INFORMATION APPEARING ON THIS DRAWING IS THE PROPERTY OF BRIGADE ELECTRONICS, AND IS DISCLOSED IN CONFIDENCE. IT IS NOT TO BE COPIED, REPRODUCED, REVEALED TO OR EXPLOITED BY OTHERS, EITHER IN WHOLE OR IN PART WITHOUT THE EXPRESS WRITTEN CONSENT OF BRIGADE ELECTRONICS.



| | | | | | | |
|--|--------------------------|--|----------------------|-------------------------------|--------------------------------------|------------------------------|
| <p>Angle of Projection Third Angle</p> | | <p>Assembly Pl Approval X.HUANG (24/06/13)</p> | | <p>Approved by B.JOHN</p> | <p>Checked by B.CHILDS</p> | <p>Drawn by M.BUTLER</p> |
| <p>Status RELEASED</p> | <p>Part No 2847A</p> | <p>Units mm</p> | <p>Scale N/A</p> | <p>Released 27/06/13</p> | <p>Assembly Ref 1220101614,7</p> | <p>VBV-711C</p> |